



**COMMITTED TO COLD**

COMMITTED TO QUALITY



FOR **OVER** 25 YEARS

As the industry's premier choice for glycol chilling, G&D Chillers has set the standard on quality, service, reliability and dedication to our customers and their craft.

G&D has led the way on innovative solutions that match our customers' immediate and future needs. We back every project we touch and provide service second to none.

Our dedicated engineering sales team is ready to provide your glycol chiller solution with a wide-range of options, from small portable glycol chillers and heaters to large custom chilling units.

WE SERVICE OVER

**1,700**  
BREWERIES

**2,000**  
WINERIES

**225**  
CIDERIES/CRAFT

**215**  
DISTILLERIES



COMMITTED TO



QUALITY





INNOVATIVE & CUSTOM SOLUTIONS



100% DEDICATED CUSTOMER SERVICE



# CHILLER FEATURES

- Modular Designs for Expansion
- Multiple Compressors for Redundancy
- Package Size from 1.5HP to 400HP
- Large Reservoirs
- Ability to Customize Any Unit
- Remote Monitoring

## INDUSTRIES SERVED



BREWERIES



WINERIES



DISTILLERIES



AGRICULTURE



MEDICAL



INDUSTRIAL



CIDERIES



KOMBUCHA



# 100% **DEDICATED** TO CUSTOMER SERVICE

WE ARE A TEAM OF THE BEST WELDERS, ENGINEERS, DESIGNERS AND TECHNICIANS WHO UNDERSTAND THAT QUALITY MATTERS.

24/7 Support

No Proprietary Parts

Install Support Included with Every Chiller

Piping Design and Consultation Free of Charge



INTERTEK 55170

“Working with G&D Chillers has been great, from the design and engineering to installation and start-up they were easy to work with and we’ve had great customer service since commissioning the chillers as well.”

- **VINNIE CILURZO** Russian River Brewing







**WE ARE CRAFTSMEN WHO KNOW 'GOOD ENOUGH' WON'T CUT IT.**





---

## SINGLE STAGE: NANO

---

The perfect solution for small process cooling loads. The Nano Chiller is designed and built with the same durable components as its larger counterparts.

---

1.5HP

---

12 Gallon stainless reservoir

---

Heavy duty process pump

---





---

## SINGLE STAGE: MICRO

---

The Micro Chill Series is designed for a wide range of small to medium process cooling loads. Built with an oversized stainless steel reservoir and compact design with equally compact price.

---

3HP - 13.5HP

---

Durable powder coated aluminum skins

---

Dynamic fluid bypass valve

---







---

## MULTI STAGE SERIES

---

The innovative Multi Stage Chiller provides all the efficiencies and redundancies that come with chillers outfitted with multiple compressors. Ideal for applications with varying load requirements.

---

10HP - 27HP

---

Highly efficient brazed plate heat exchangers

---

Available with remote monitoring capabilities

---





---

## MODULAR SERIES

---

The Modular Series units feature oversized process pumps and glycol reservoirs with auxiliary ports for future chiller expansion modules (EM). This gives you the opportunity to phase in chilling capacity as you grow.

---

13.5HP - 100HP

---

Prewired controls for future (EM)

---

Variable frequency drive (VFD) on process pumps



FEATURED  
PRODUCTS



---

## VERTICAL AIR

---

Ideal for high volume operations, each chiller contains efficient semi-hermetic compressors with unloaders. These are partnered with oversized vertical discharge air cooled condensers built to maximize efficiency (EER), reliability, and capacity.

---

30HP - 200HP

---

Full chiller diagnostics, remote access and monitoring

---

High efficiency industrial semi-hermetic compressors with unloading capabilities





---

## LSX SERIES

---

Our low-temp LSX Chiller is designed for ultra-low temp applications. Engineered with high efficiency semi-hermetic two stage economized compressors, stainless steel reservoirs, specially selected low temperature process pumps, and brazed plate evaporators.

---

7HP - 180HP

---

Controlled process temps down to -40°

---

Designed for easy service and minimum down time

---





---

## FIRE & ICE

---

The industry standard when it comes to portable chilling and heating. The Fire & Ice includes a powder coated steel frame, 316 stainless steel skin, low watt density heating element designed for glycol, and quick disconnect glycol connections. Units are also available in chill only versions.

---

3HP - 7HP

---

No proprietary parts

---

Compact design for easy maneuverability

---





---

## HEATERS

---

Portable heating units are built on the same platform as our popular Fire & Ice unit using a low watt density incoloy heating element built specifically for heating glycol. Units are fully self-contained with heavy duty process pump, stainless glycol tank, and fluid bypass valve.

---

6KW - 25KW

---

Heavy duty casters for easy maneuverability

---

Multiple quick connect glycol fittings


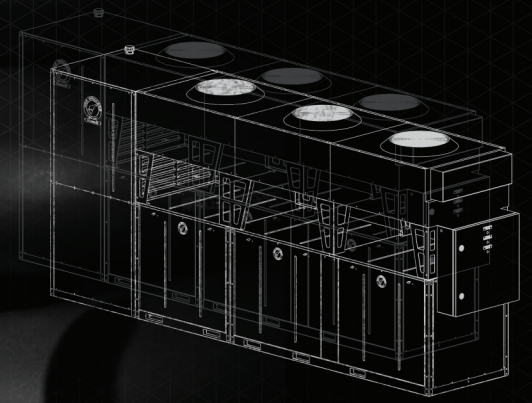

---







REVISIONS				
ZONE	REV.	DESCRIPTION	DATE	APPROVED



**G&D CHILLERS**

**GD-50H-2C  
VERTICAL AIR CHILLER**

COMMITTED TO COLD  
○ EST 1993 ○





**WE  
THINK  
OUTSIDE  
THE  
BOX**

## **CUSTOMIZED FOR YOUR UNIQUE BUSINESS NEEDS**

**FOR OVER 25 YEARS, WE'VE BEEN DESIGNING AND BUILDING HUNDREDS OF CUSTOM CHILLERS FOR MANY APPLICATIONS.**

Whether it's a simple relocation of the chiller utility connections for a complex build out, or ground level designs and engineering, we are eager to meet the challenge.

Our team of engineers are ready to discuss and design the solution for your application, whatever it may be.



**WATCH HOW WE BUILD AT**  
[gdchillers.com/glycol-chillers-committed-to-cold/](https://gdchillers.com/glycol-chillers-committed-to-cold/)

**PRODUCTS**  
**ACCESSORIES**



**PRE-INSULATED SCHEDULE 80 PVC PIPE**

- The most economical solution to your pre-insulated glycol piping needs
- Polyurethane foam insulation
- Rigid outer shell

**REFRACTOMETER**



- Light & compact
- Measures glycol to water percentage quickly and accurately

**ASCO RED HAT VALVES**



- Industry standard in the winery and brewery industry for over 20 years
- Full brass body for years of corrosion-free use
- Zero PSI pressure differential

**GLYCOL CIRCUITED FAN COILS**



- Industrial design
- Used for walk-in/cold room applications
- Optional stainless steel housing and ElectroFin® coated coils

**HOSE & BRASS QUICK DISCONNECTS**



- Heavy duty braided rubber hose
- Non-corrosive brass male & female quick disconnects

**DIGITAL TEMPERATURE CONTROLLERS**



- Easy to read digital display
- Simple to use arrow up/down control
- Available in multiple control voltages
- Optional networking capabilities

**BELIMO VALVES**



- All stainless steel valve body
- Industry leader in actuating valves
- Spring return slow closing valve to avoid water hammering
- Positive shut off

**GF COOL-FIT® PIPING SYSTEM**



- ABS carrier pipe engineered specifically for chilled water/glycol applications
- Polyurethane foam insulation
- Pre-insulated joints and rigid outer shell

**INHIBITED PROPYLENE GLYCOL**



- Available in containers of 5 or 55 gallons
- 97% concentrated with rust inhibitors
- Non-toxic food grade





# COMMITTED TO QUALITY

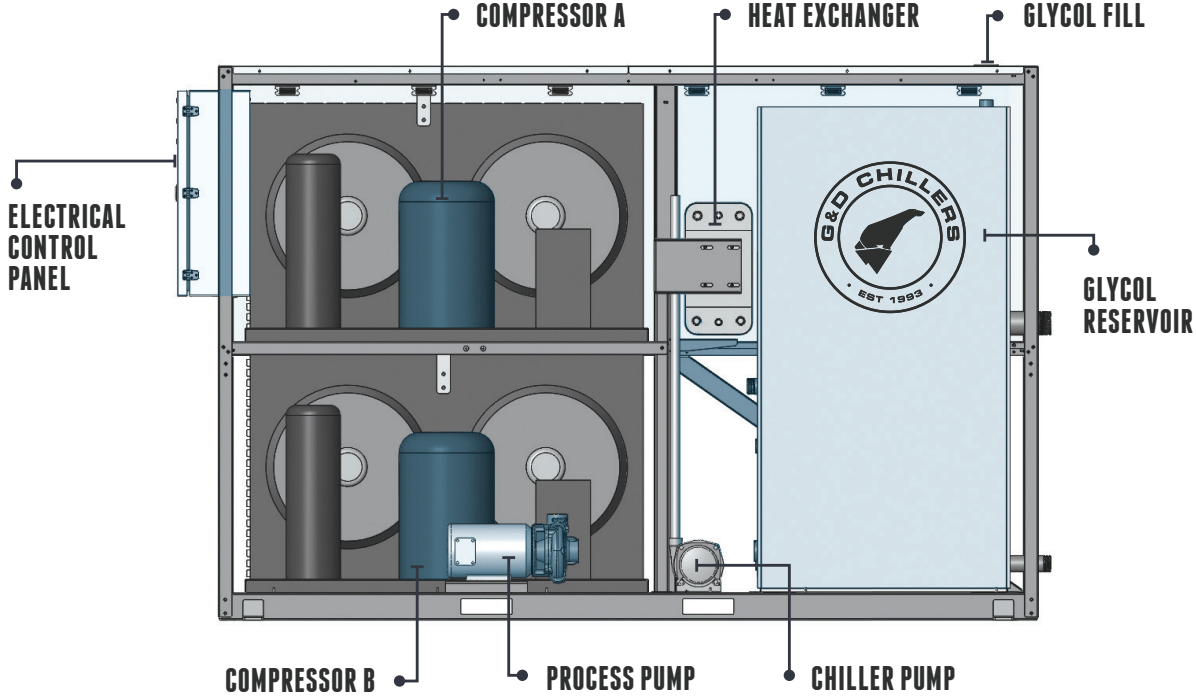
“ When working with G&D Chillers, we’ve been able to find a range of cooling solutions for our facilities. Whether package units with the ability to allow for planned expansion at the winery or a custom solution to service the distillery and brewery, the team at G&D has stood behind their equipment and helped us grow. ”

- **MARIO MAZZA** Mazza Wines / Five & 20 Spirits & Brewing



# CHILLER LAYOUT

## KEY COMPONENTS





COMMITTED TO COLD



## STANDARD CHILLER SPECIFICATIONS

MODEL	DIMENSIONS (WxLxH)	TANK VOLUME (gallons)	PROCESS PUMP (HP)	GPM @ 25 PSI	OPERATING WEIGHT (approx lbs)	CONN- ECTION SIZE	ELECTRICAL DATA									BTUH		
							208-240 / 1 / 60			208-240 / 3 / 60			460 / 3 / 60			LEAVING FLUID TEMP		
							RLA	MCA	MOC	RLA	MCA	MOC	RLA	MCA	MOC	20°F	30°F	40°F
GD-1.5H	30" x 30" x 30"	12	0.5	20	450	1"	16	19	29	14	16	24				8,460	10,200	12,400
GD-3H	32" x 48" x 35"	30	0.75	25	810	1"	27	30	51	18	21	32	8	10	15	17,213	21,436	26,098
GD-5H	34" x 61" x 49"	60	1.5	40	1450	1"	48	56	90	33	38	58	14	17	26	32,717	40,850	49,965
GD-7H	34" x 61" x 49"	60	1.5	40	1450	1"				41	47	74	16	19	30	41,395	51,046	61,824
GD-10H	48" x 73" x 57"	110	2	65	2320	1.5"				49	58	92	25	29	46	64,218	79,372	96,495
GD-13.5H	48" x 73" x 57"	110	2	65	2370	1.5"				59	70	115	30	40	60	77,911	95,082	114,193
GD-5X5H <sup>1</sup>	48" x 84" x 62"	115	1.5	40	2470	1.5"	85	95	127	57	62	82	26	29	38	65,434	81,700	99,930
GD-7X7H <sup>1</sup>	48" x 84" x 62"	115	2	65	2520	1.5"				68	75	101	30	33	44	82,790	102,092	123,648
GD-20H <sup>1</sup>	48" x 120" x 81"	230	5	150	4810	2"				101	110	145	52	55	72	128,436	158,744	192,990
GD-27H <sup>1</sup>	48" x 120" x 81"	230	5	150	4900	2"				122	133	178	62	68	91	155,822	190,164	228,386

## VERTICAL AIR CHILLER SPECIFICATIONS

MODEL	DIMENSIONS (WxLxH)	TANK VOLUME (gallons)	PROCESS PUMP (HP)	GPM @ 25 PSI	OPERATING WEIGHT (approx lbs)	CONN- ECTION SIZE	ELECTRICAL DATA									BTUH		
							208-240 / 1 / 60			208-240 / 3 / 60			460 / 3 / 60			LEAVING FLUID TEMP		
							RLA	MCA	MOC	RLA	MCA	MOC	RLA	MCA	MOC	20°F	30°F	40°F
GD-30H-2C <sup>1</sup>	45" x 161" x 102"	500	5	150	8750	3"				182	200	278	91	100	139	214,000	268,000	332,000
GD-35H-1C	45" x 161" x 102"	500	5	150	8600	3"				150	180	300	75	90	150	215,000	272,000	339,000
GD-50H-2C <sup>1</sup>	45" x 215" x 102"	500	7.5	230	9740	3"				210	231	316	104	115	157	284,000	360,000	450,000
GD-70H-2C <sup>1</sup>	91" x 113" x 102"	600	7.5	230	10500	3"				285	315	435	142	157	217	430,000	544,000	678,000
GD-100H-2C <sup>1</sup>	91" x 167" x 102"	900	7.5	230	13500	3"				446	494	686	222	246	342	616,000	778,000	972,000
GD-150H-3C <sup>1</sup>	91" x 274" x 122"	1000	10	340	18500	4"							331	355	451	927,000	1,176,000	1,467,000
GD-200H-4C <sup>1</sup>	91" x 328" x 122"	2000	15	470	30500	6"							444	468	564	1,236,000	1,568,000	1,956,000

## MODULAR CHILLER SPECIFICATIONS

MODEL	DIMENSIONS (WxLxH)	TANK VOLUME (gallons)	PROCESS PUMP (HP)	GPM @ 25 PSI	OPERATING WEIGHT (approx lbs)	CONN- ECTION SIZE	ELECTRICAL DATA									BTUH		
							208-240 / 1 / 60			208-240 / 3 / 60			460 / 3 / 60			LEAVING FLUID TEMP		
							RLA	MCA	MOC	RLA	MCA	MOC	RLA	MCA	MOC	20°F	30°F	40°F
GD-10H-MS	48" x 108" x 73"	230	5	150	3350	2"				59	68	102	30	34	51	64,218	79,372	96,495
GD-13.5H-MS	48" x 108" x 73"	230	5	150	3400	2"				69	80	125	35	41	64	77,911	95,082	114,193
GD-20H-MS <sup>1</sup>	48" x 120" x 81"	500	7.5	230	7850	3"				106	115	150	53	58	75	128,436	158,744	192,990
GD-27H-MS <sup>1</sup>	48" x 120" x 81"	500	7.5	230	7950	3"				127	138	183	65	70	93	155,822	190,164	228,386

<sup>1</sup> Multiple compressors All units available with remote air-cooled or water-cooled condenser All capacities at 90°F ambient



## PORTABLE CHILLER SPECIFICATIONS

MODEL	DIMENSIONS (WxLxH)	TANK VOLUME (gallons)	PROCESS PUMP (HP)	GPM @ 25 PSI	OPERATING WEIGHT (approx lbs)	CONN- ECTION SIZE	ELECTRICAL DATA			ELECTRICAL DATA			BTUH					
							208-240 / 1 / 60			208-240 / 3 / 60			460 / 3 / 60			LEAVING FLUID TEMP		
							RLA	MCA	MOC	RLA	MCA	MOC	RLA	MCA	MOC	20°F	30°F	40°F
CH-3	32" x 48" x 40"	30	0.75	25	980	0.75" QD x 4	27	30	51	18	21	32	8	10	15	17,213	21,436	26,098
CH-5	34" x 61" x 54"	50	1.5	40	1450	0.75" QD x 5	48	56	90	33	38	58	14	17	26	32,717	40,850	49,965
CH-7	34" x 61" x 54"	50	1.5	40	1450	0.75" QD x 5				41	47	74	16	19	30	41,395	51,046	61,824

## STANDARD FIRE AND ICE SPECIFICATIONS

MODEL	DIMENSIONS (WxLxH)	TANK VOLUME (gallons)	PROCESS PUMP (HP)	GPM @ 25 PSI	OPERATING WEIGHT (approx lbs)	CONN- ECTION SIZE	ELECTRICAL DATA			ELECTRICAL DATA			BTUH				
							208-240 / 1 / 60			208-240 / 3 / 60			460 / 3 / 60			HEATING	COOLING @ 30°F
							RLA	MCA	MOC	RLA	MCA	MOC	RLA	MCA	MOC		
CH-3/6	32" x 48" x 40"	30	0.75	25	990	0.75" QD x 4	29	30	40	21	27	30	9	11	15	20,500	21,436
CH-3/10.5	32" x 48" x 40"	30	0.75	25	990	0.75" QD x 4				28	30	35	15	18	20	35,800	21,436
CH-3/12.5	32" x 48" x 40"	30	0.75	25	990	0.75" QD x 4				38	45	45	17	22	25	42,700	21,436
CH-3/21	32" x 48" x 40"	30	1.5	40	990	0.75" QD x 4							29	36	40	71,600	21,436
CH-3/25	32" x 48" x 40"	30	1.5	40	990	0.75" QD x 4							33	42	45	85,300	21,436
CH-5/8.5	34" x 61" x 54"	50	1.5	40	1450	0.75" QD x 5	48	59	60	28	33	40	14	17	20	29,000	40,850
CH-5/10.5	34" x 61" x 54"	50	1.5	40	1450	0.75" QD x 5				30	37	45	16	20	25	35,800	40,850
CH-7/12.5	34" x 61" x 54"	50	1.5	40	1450	0.75" QD x 5				41	52	60	18	23	25	42,700	51,046

## STANDARD HEATER SPECIFICATIONS

MODEL	DIMENSIONS (WxLxH)	TANK VOLUME (gallons)	PROCESS PUMP (HP)	GPM @ 25 PSI	OPERATING WEIGHT (approx lbs)	CONN- ECTION SIZE	MAX OPERATING TEMP (°F)	ELECTRICAL DATA			ELECTRICAL DATA			BTUH			
								208-240 / 1 / 60			208-240 / 3 / 60			460 / 3 / 60			HEATING
								RLA	MCA	MOC	RLA	MCA	MOC	RLA	MCA	MOC	
GD-6	32" x 48" x 40"	30	0.75	25	780	0.75" QD x 4	125	29	30	40	21	27	30	9	11	15	20,500
GD-10.5	32" x 48" x 40"	30	0.75	25	780	0.75" QD x 4	125				28	30	35	15	18	20	35,800
GD-12.5	32" x 48" x 40"	30	0.75	25	780	0.75" QD x 4	125				38	45	45	17	22	25	42,700
GD-21	32" x 48" x 40"	30	1.5	40	780	0.75" QD x 4	125							29	36	40	71,600
GD-25	32" x 48" x 40"	30	1.5	40	780	0.75" QD x 4	125							33	42	45	85,300
GD-200K <sup>2</sup>	48" x 84" x 62"	115	5	150	1500	1.5"	150				15	18	30	8	9	15	200,000
GD-400K <sup>2</sup>	48" x 84" x 62"	115	5	150	1500	1.5"	150				15	18	30	8	9	15	400,000

## LSX SERIES

Designed for ultra-low temp applications ranging from 7.5HP – 180HP | [Contact us for more details](#)

<sup>2</sup> Stationary gas heater, available in LP or NG All capacities at 90°F ambient





**100% DEDICATED TO CUSTOMER SERVICE**

CALL US DIRECTLY 800.555.0973 OR VISIT US ONLINE AT [GDCHILLERS.COM](http://GDCHILLERS.COM)